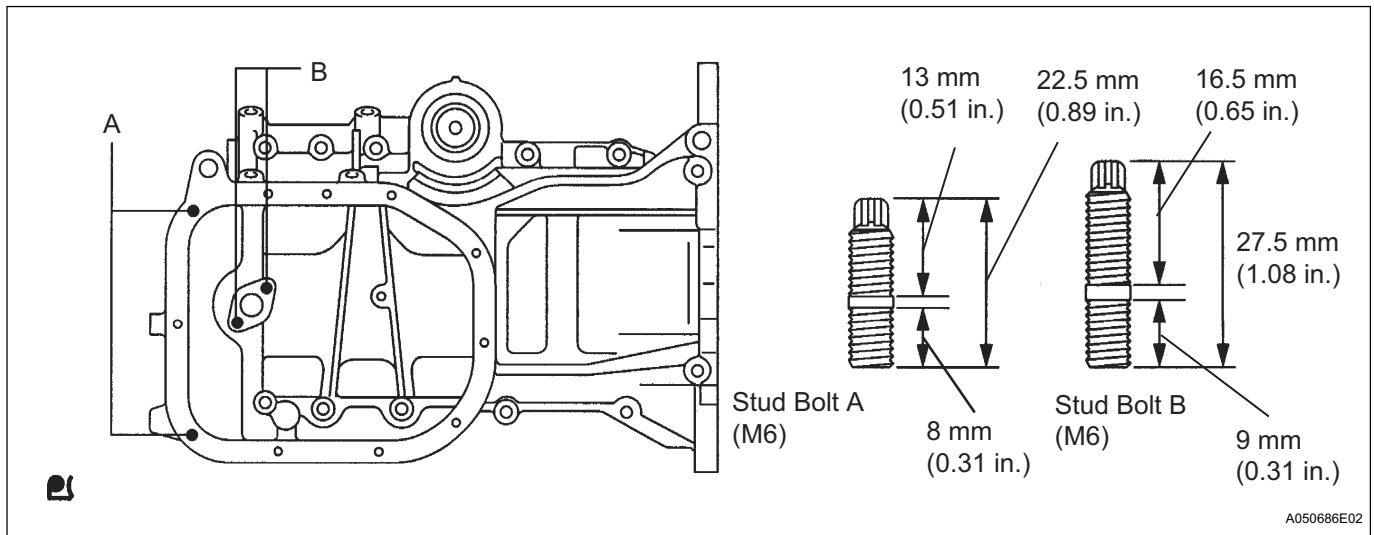


12. INSTALL OIL PAN

- (a) Using an E5 "torx" socket, install the 4 stud bolts.



Torque: 5.0 N*m (51 kgf*cm, 44 in.*lbf)

- (b) Apply a continuous line of seal packing to the oil pan mating surface as shown in the illustration.

Seal packing:

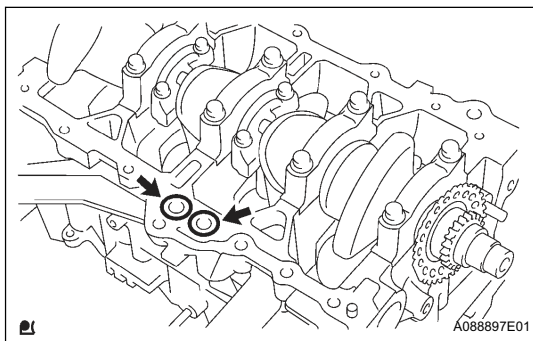
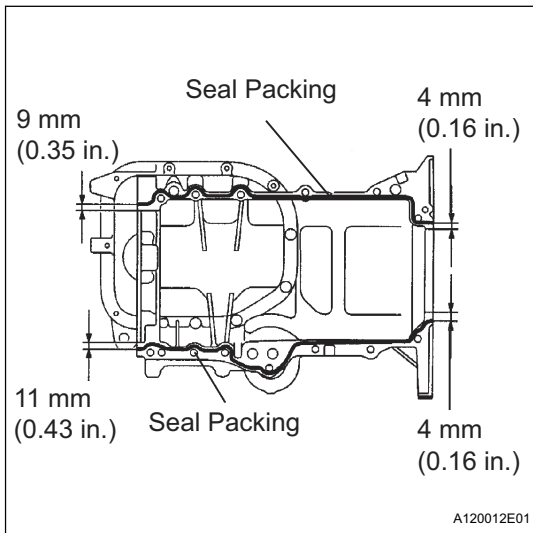
Toyota Genuine Seal Packing Black, Three Bond 1207B or Equivalent

Standard seal diameter:

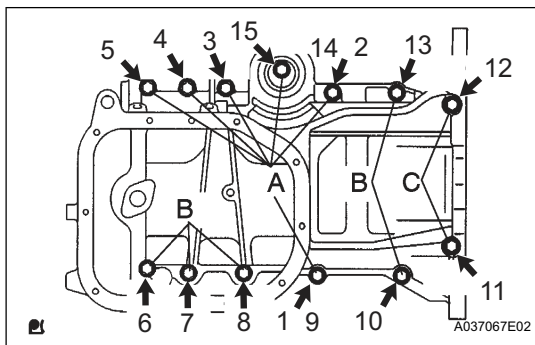
2.0 to 3.0 mm (0.079 to 0.118 in.)

NOTICE:

- Remove any oil from the contact surface.
- Install the oil pan within 3 minutes of applying seal packing.
- Do not expose the seal to engine oil for at least 2 hours after installation.



- (c) Install 2 new O-rings onto the cylinder block.



- (d) Using several steps, install and uniformly tighten the 13 bolts in the sequence shown in the illustration.

Torque: 24 N*m (245 kgf*cm, 18 ft.*lbf)

HINT:

Each bolt length is as follows:

49 mm (1.93 in.) for bolt A

88 mm (3.47 in.) for bolt B

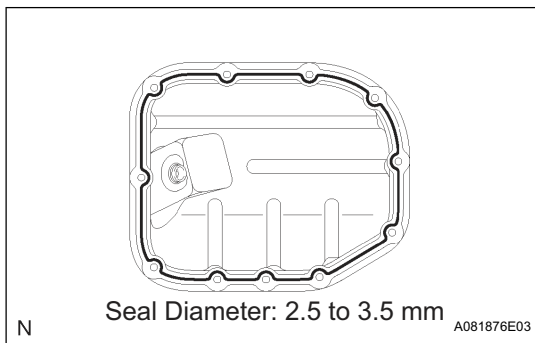
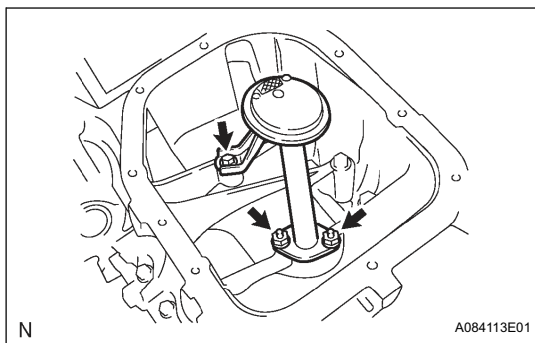
144 mm (5.67 in.) for bolt C

13. INSTALL ENGINE REAR OIL SEAL (See page [EM-140](#))

14. INSTALL OIL STRAINER

- (a) Install a new gasket and the oil strainer with the 2 nuts and bolt.

Torque: 11 N*m (112 kgf*cm, 8.1 ft.*lbf)



15. INSTALL NO. 2 OIL PAN

- (a) Apply a continuous line of seal packing to the oil pan mating surface as shown in the illustration.

Seal packing:

Toyota Genuine Seal Packing Black, Three Bond 1207B or Equivalent

Standard seal diameter:

2.5 to 3.5 mm (0.098 to 0.14 in.)

NOTICE:

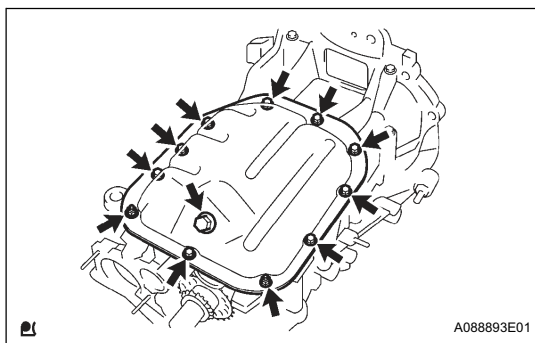
- Remove any oil from the contact surface.
- Install the oil pan within 3 minutes of applying seal packing.
- Do not expose the seal to engine oil for at least 2 hours after installation.
- Do not start the engine within 2 hours of installation.

- (b) Install the No. 2 oil pan with the 9 bolts and 2 nuts.

Torque: 9.0 N*m (92 kgf*cm, 80 in.*lbf)

- (c) Install the drain plug with a new gasket.

Torque: 37.5 N*m (382 kgf*cm, 28 ft.*lbf)



This document was created with Win2PDF available at <http://www.win2pdf.com>.
The unregistered version of Win2PDF is for evaluation or non-commercial use only.
This page will not be added after purchasing Win2PDF.