

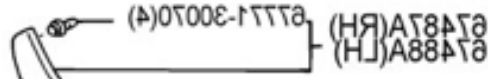
Putting the window back on the support rail connected to the power window regulator in the rear door on a 2003 Toyota Prius




A relatively easy one-hour job
that can save you \$100-\$200



The small triangular-shaped trim piece – just pry this off!



There is a small door covering a screw in this handle well



There is a screw at the bottom of this door pull well




The small target-shaped pin – don't pry!



This rough metal door handle is under the foam arm rest – take it off after the panel is off.



Door: panel off, plastic on




Two screws hold the door handle on →

Covered door opening #1

The four 10mm bolts holding the regulator on

Covered door opening #2





The place where
the power wire
plugs in; squeeze
to release it

