

# Front Seat Squeak Noise

**Service Category** Vehicle Interior

**Section** Seat

**Market** USA

Toyota Supports  
ASE Certification 

## Applicability

YEAR(S)	MODEL(S)	ADDITIONAL INFORMATION
2004 – 2008	Prius	Body Type(s): Hybrid Sedan Drive Type(s): 2WD Engine(s): 1NZ Plant Code(s): 3, 7 Transmission(s): COLUMN VDS(s): KB20U, KB22U WMI(s): JTD

### TSB REVISION NOTICE

February 23, 2009 Rev1:

- The OFP number in the warranty information has been updated.
- The parts information section has been updated.

Any previous printed versions of this service bulletin should be discarded.

## Introduction

Some customers may complain about a squeak noise from the right or left front seat. This condition is caused by interference of the lower cushion seat outer shield. Use the following repair procedure to address customer concerns.

## Warranty Information

OP CODE	DESCRIPTION	TIME	OFP	T1	T2
BO8009	Front Seat Cushion Lower Shield	0.4	7187#-21010-##	91	57
Combo A	Opposite Side	0.4			

### APPLICABLE WARRANTY

- This repair is covered under the Toyota Comprehensive Warranty. This warranty is in effect for 36 months or 36,000 miles, whichever occurs first, from the vehicle's in-service date.
- Warranty application is limited to correction of a problem based upon a customer's specific complaint.

## Front Seat Squeak Noise

### Production Change Information

This TSB applies to vehicles produced **BEFORE** the Production Change Effective VINs shown below.

MODEL	DRIVETRAIN	PLANT	PRODUCTION CHANGE EFFECTIVE VIN
Prius	1NZ-FXE	Tsutsumi	JTDKB20UX83437662
	1NZ-FXE	Fujimatsu	JTDKB20U287801422

### Parts Information

COLOR	PREVIOUS P/N	CURRENT P/N	PART NAME	QTY
Ivory	71874-21010-A0	71874-68010-A0	Shield, Front Seat Cushion Lower, LH	1
	71873-21010-A0	71873-68010-A0	Shield, Front Seat Cushion Lower, RH	1
MD Gray	71874-21010-B0	71874-68010-B1	Shield, Front Seat Cushion Lower, LH	1
	71873-21010-B0	71873-68010-B1	Shield, Front Seat Cushion Lower, RH	1
Beige	71874-21010-E4	71874-68010-E1	Shield, Front Seat Cushion Lower, LH	1
	71873-21010-E4	71873-68010-E1	Shield, Front Seat Cushion Lower, RH	1

## Front Seat Squeak Noise

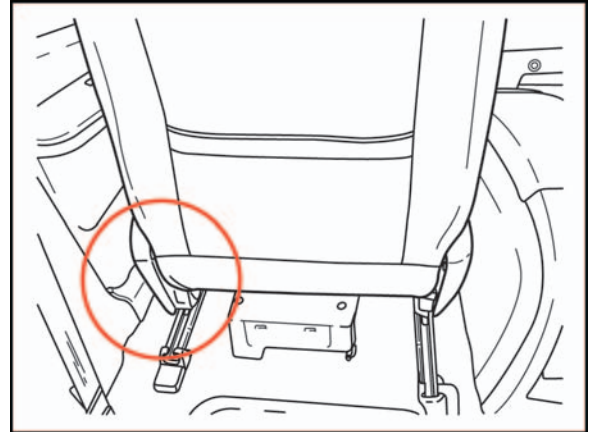
### Repair Procedure

1. Remove front seat cushion lower shield.

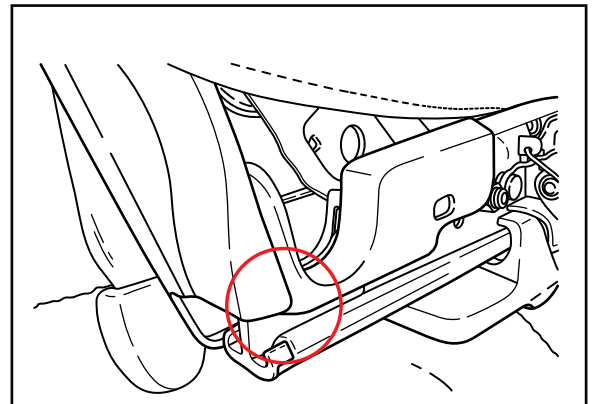
**HINT**

The circle shows the area that makes the noise.

**Figure 1.**

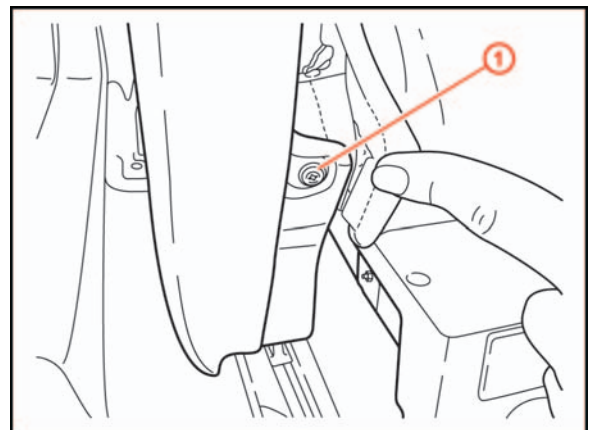


**Figure 2.**



2. Remove phillips screw.

**Figure 3.**



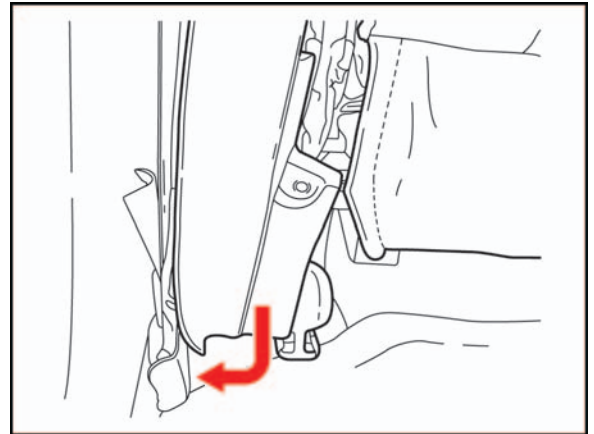
**1** Phillips screw

## Front Seat Squeak Noise

### Repair Procedure (Continued)

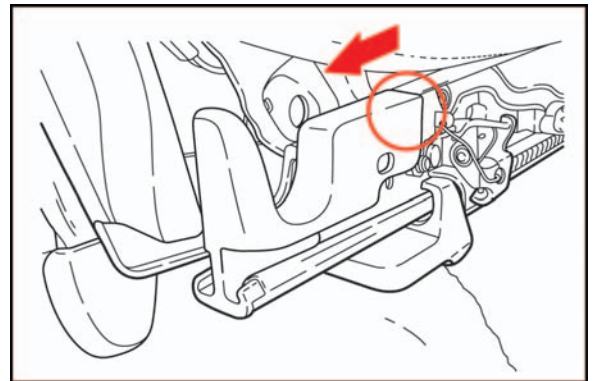
3. Pull back the front seat cushion shield LH, and slide it outward.

Figure 4.



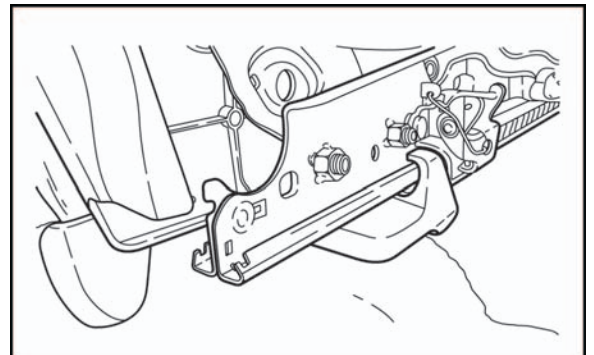
4. Pull the top front seat cushion lower shield, indicated by the circle in Figure 5.

Figure 5.



5. Remove front seat cushion lower shield LH.

Figure 6.

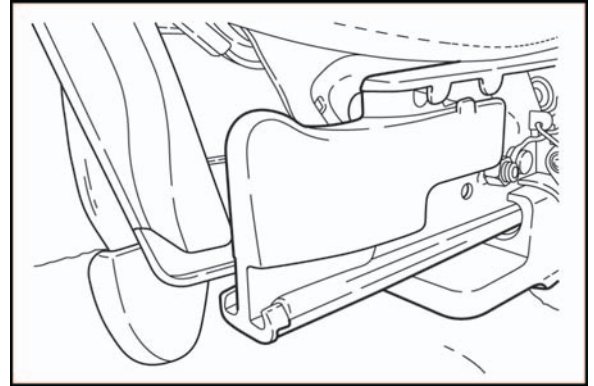


## Front Seat Squeak Noise

### Repair Procedure (Continued)

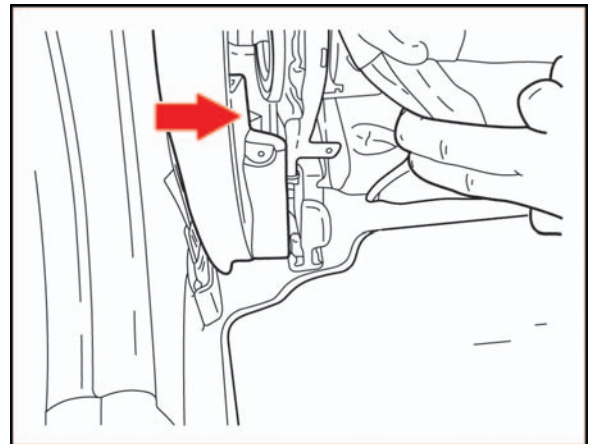
6. Install NEW front seat cushion lower shield LH.

**Figure 7.**



7. Install the screw.

**Figure 8.**



8. Slide the seat forward and backward to confirm proper operation.

**NOTE**

Use the same procedure for RH side seat and LH side seat.